








































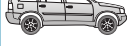





Modell	Baujahr	Anzahl Pole	Artikelnummer	Preis	Hinweise	Freischaltung	EPH-Abschaltung	Dauerstrom	Ladeleitung	Einbauzeit
C40 Recharge	 01/22 -	13	21260531C		CFC + A1	-	E6	D1	D2	A
EX30	01/24 -	13	21260532C		CFC	-	E6	D1	L1	A
S 40 Limousine	 03/04 -	13	21260511C		CFC	-	E6	D1	L1	A
S 60 Limousine	 05/04 - 08/10	7	12260504C		CFC	+	+	-	-	A
S 60 Limousine	 09/10 - 03/19	7	12260519C		CFC	-	E6	-	-	A
S 60 Limousine	 09/10 - 03/19	13	21260530C		CFC	-	E6	+	L1	A
S 60 Limousine	 04/19 -	13	21260523C		CFC + A1	-	E6	D1	L1	B
S 80 Limousine	 05/04 - 05/06	7	12260504C		CFC	+	+	-	-	A
S 80 Limousine	 06/06 - 04/13	7	12260519C		CFC	-	E6	-	-	A
S 80 Limousine	 06/06 - 04/13	13	21260530C		CFC	-	E6	+	L1	A
S 80 Limousine	 05/13 -	7	12260519C		CFC	-	E6	-	-	A
S 80 Limousine	 05/13 -	13	21260530C		CFC	-	E6	+	L1	A
S60	05/04 - 08/10	13	21260504C		CFC	+	+	+	+	A
S80	05/04 - 05/06	13	21260504C		CFC	+	+	+	+	A
S90 Limousine	 06/19 - 12/20	13	21260523C		CFC + A1	-	E6	D1	L1	B
V 40	 06/12 -	7	12260518C		CFC	-	E6	-	-	A
V 40	 06/12 -	13	21260518C		CFC	-	E6	+	L1	A
V 40 Cross Country	 11/12 -	7	12260518C		CFC	-	E6	-	-	A
V 40 Cross Country	 11/12 -	13	21260518C		CFC	-	E6	+	L1	A
V 50 Kombi	 04/04 -	13	21260511C		CFC	-	E6	D1	L1	A
V 60 Kombi	 11/10 - 06/18	7	12260519C		CFC	-	E6	-	-	A
V 60 Kombi	 11/10 - 06/18	13	21260530C		CFC	-	E6	+	L1	A
V 60 Plug-in Hybrid	 01/13 - 06/18	7	12260519C		CFC	-	E6	-	-	A
V 60 Plug-in Hybrid	 01/13 - 06/18	13	21260530C		CFC	-	E6	+	L1	A
V 60 Kombi	 07/18 -	13	21260523C		CFC + A1	-	E6	D1	L1	B
V 70 Kombi	 05/04 - 08/07	7	12260504C		CFC	+	+	-	-	A
V 70 Kombi	 09/07 - 04/13	7	12260519C		CFC	-	E6	-	-	A
V 70 Kombi	 09/07 - 04/13	13	21260530C		CFC	-	E6	+	L1	A
V 70 Kombi	 05/13 -	7	12260519C		CFC	-	E6	-	-	A

Modell		Baujahr	Anzahl Pole	Artikelnummer	Preis	Hinweise	Freischaltung	EPH-Abschaltung	Dauerstrom	Ladeleitung	Einbauzeit
V 70 Kombi		05/13 -	13	21260530C		CFC	-	E6	+	L1	A
V 90		09/16 - 12/20	13	21260523C		CFC + A1	-	E6	D1	L1	B
V60 Kombi Cross Country		01/19 -	13	21260523C		CFC + A1	-	E6	D1	L1	B
V70		05/04 - 08/07		21260504C		CFC	+	+	+	+	A
V90 Cross Country		02/17 - 12/20	13	21260523C		CFC + A1	-	E6	D1	L1	B
XC 40		02/18 -	13	21260523C		CFC + A1	-	E6	D1	L1	B
XC 60		11/08 - 04/12 (C)	7	12260519C		CFC	-	E6	-	-	A
XC 60		11/08 - 04/13	13	21260530C		CFC	-	E6	+	L1	A
XC 60		05/13 - 02/17	7	12260519C		CFC	-	E6	-	-	A
XC 60		05/13 - 02/17	13	21260530C		CFC	-	E6	+	L1	A
XC 60		10/17 -	13	21260523C		CFC + A1	-	E6	D1	L1	B
XC 70		09/07 - 04/13	7	12260519C		CFC	-	E6	-	-	A
XC 70		09/07 - 04/13	13	21260530C		CFC	-	E6	+	L1	A
XC 70		05/04 - 08/07	7	12260504C		CFC	+	+	-	-	A
XC 70		05/13 -	7	12260519C		CFC	-	E6	-	-	A
XC 70		05/13 -	13	21260530C		CFC	-	E6	+	L1	A
XC 90		01/03 - 04/04	7	12260501C		C2	-	E5	-	-	A
XC 90		05/04 - 05/15	7	12260505C		CFC	+	+	-	-	A
XC 90		05/04 - 05/15	13	21260505C		CFC	+	+	+	+	A
XC 90		06/15 -	13	21260523C		CFC + A1	-	E6	D1	L1	B
XC70		05/04 - 08/07	13	21260504C		CFC	+	+	+	+	A